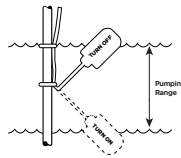
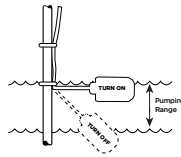
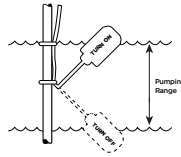




# MECHANICAL FLOAT SWITCHES

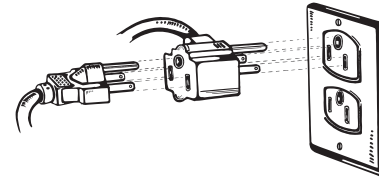
## REGULAR AND REVERSE ACTION

Models	Action of angle	Cord length
450453	90°	10'
450467	90°	15'
450468	90°	20'
450461	30°	10'
450462	90° Reverse action	10'



**Universal Fit**

Universal type with piggyback  
**115V, 15A**



**Suitable for all makes of  
submersible pumps  
115V, 15A.**



- Sealed in closed capsule.
- Designed for sump and sewage application.
- Corrosion resistant, field proven design.
- Provides unique reliability.



Water out  
PUMP SYSTEM

[www.burcam.com](http://www.burcam.com)

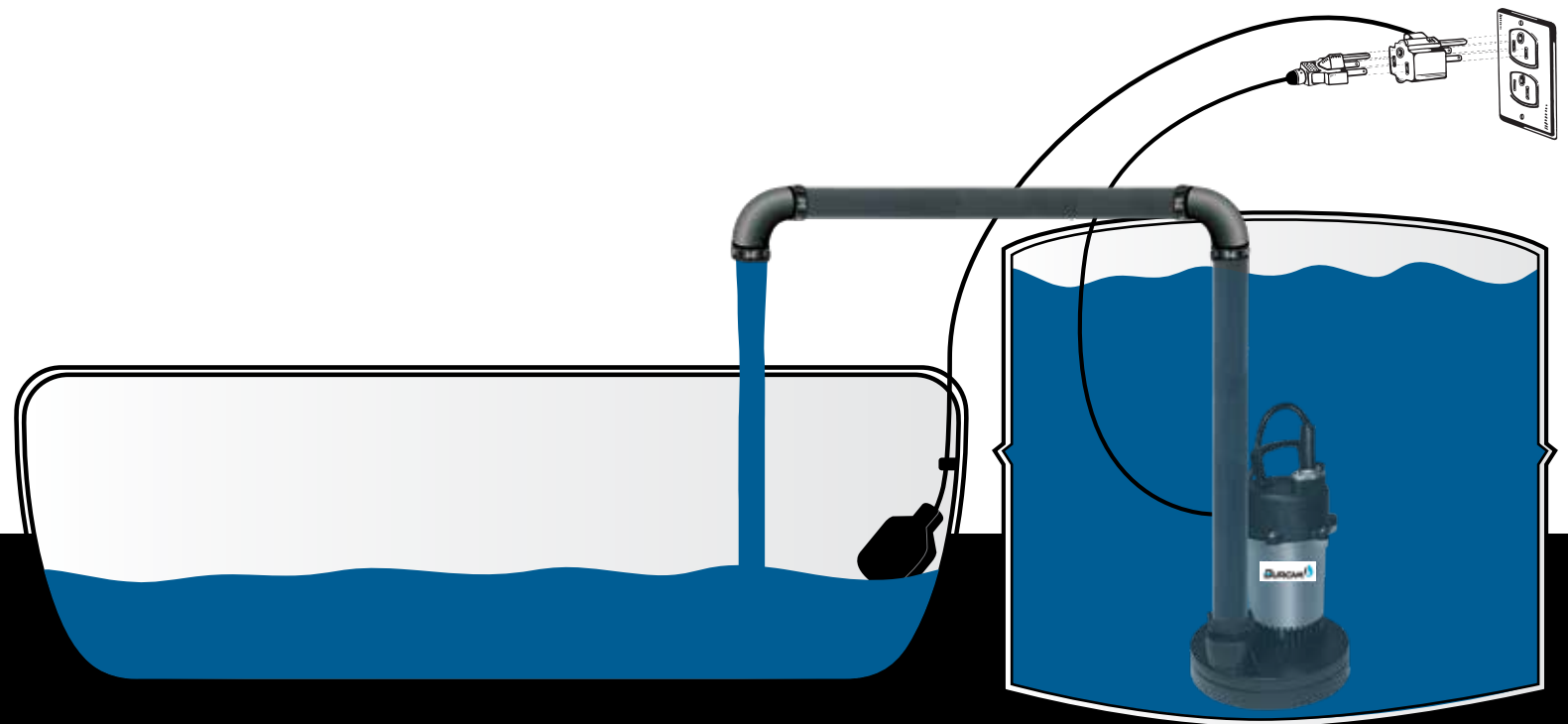




450462

FLOAT SWITCH  
**SPECIAL  
APPLICATION  
TYPE**

Universal Fit



Specifically designed to turn the pump on when the float is down, for special applications.



Water out  
PUMP SYSTEM

[www.burcam.com](http://www.burcam.com)

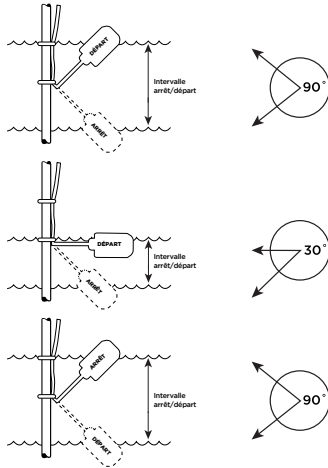


Modèles    Angle d'action    Longueur du câble

450453    90°    10'  
 450467    90°    15'  
 450468    90°    20'

450461    30°    10'

450462    90°    10'  
 Action renversée




# INTERRUPTEURS DE FLOTTE MÉCANIQUE

RÉGULIÈRE ET  
À ACTION RENVERSÉE

Usage Universel

Type universel "piggyback"  
115V, 15A



Convient à toutes les  
pompes submersibles  
115V, 15A.



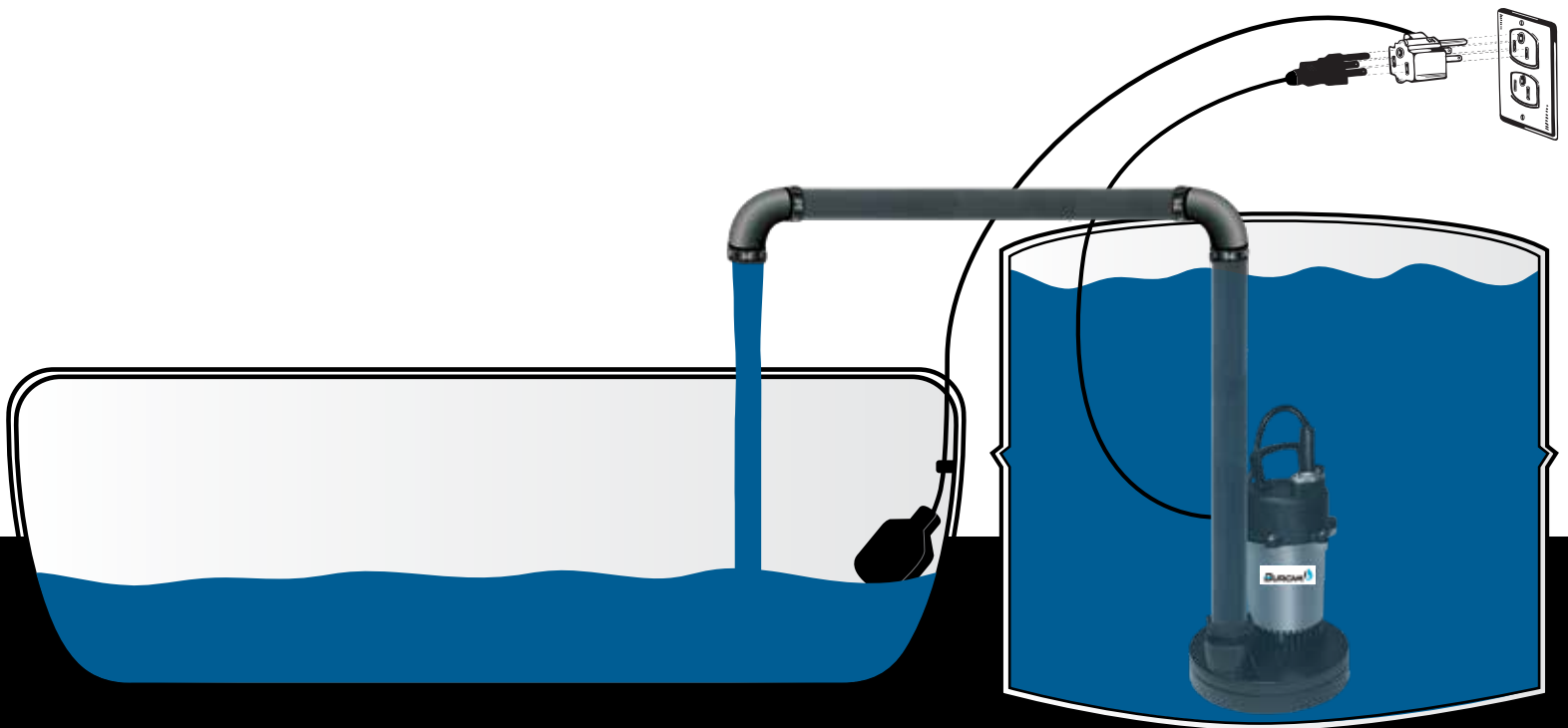
- Scellé dans une capsule.
- S'adapte aux pompes de puisard et d'égout.
- Conception antirouille éprouvée.
- Assure une fiabilité accrue.



Évacuation d'eau  
SYSTÈME DE POMPAGE

www.burcam.com





Conçue spécifiquement  
pour démarrer la pompe  
lorsque la flotte redescend,  
pour une application spéciale.

